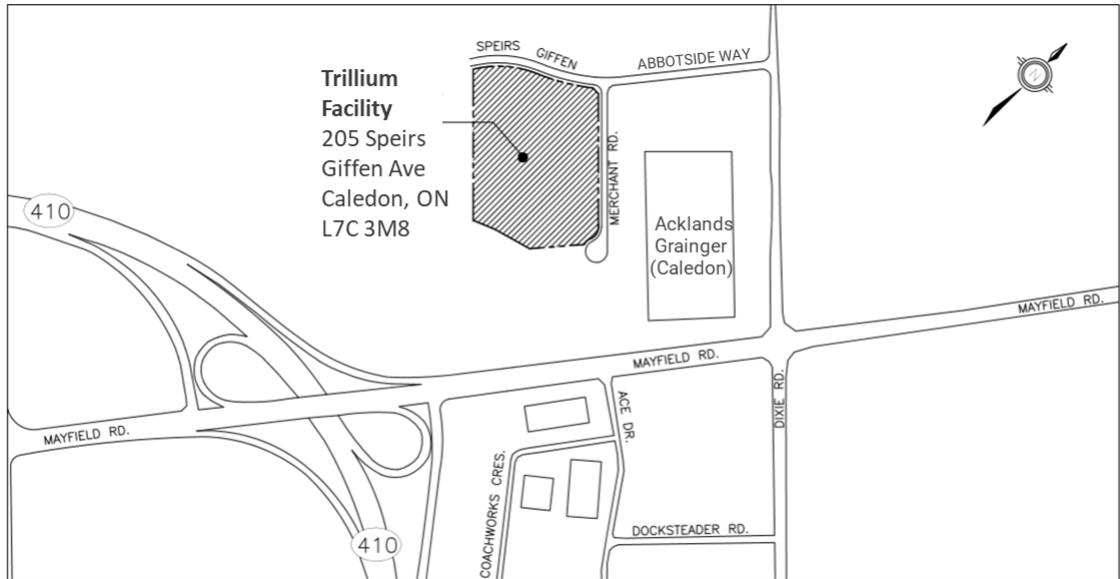
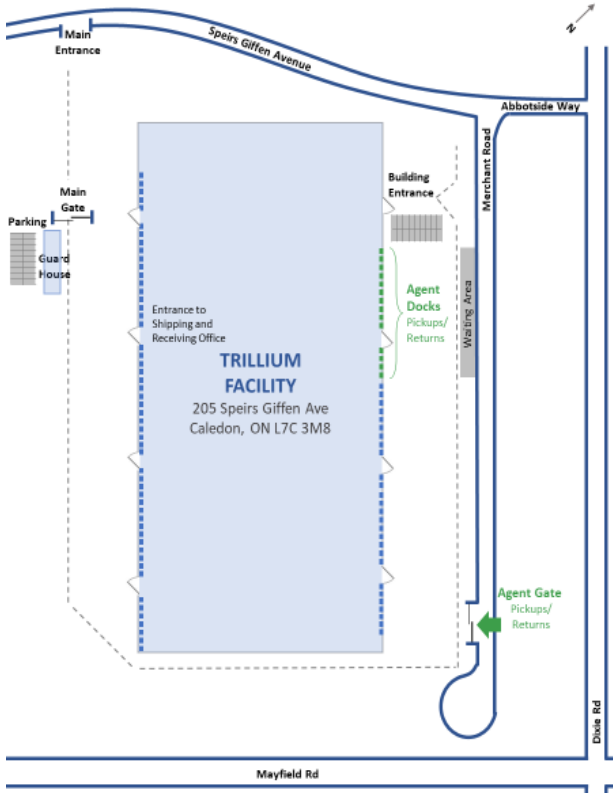


Agent Pickups: Directions to Trillium Facility



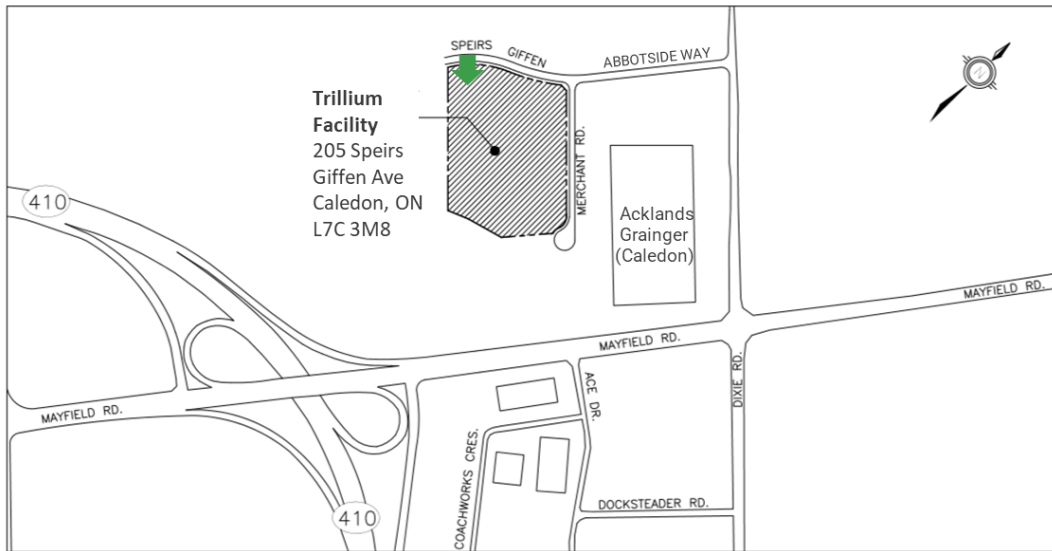
Trillium Facility Yard Map



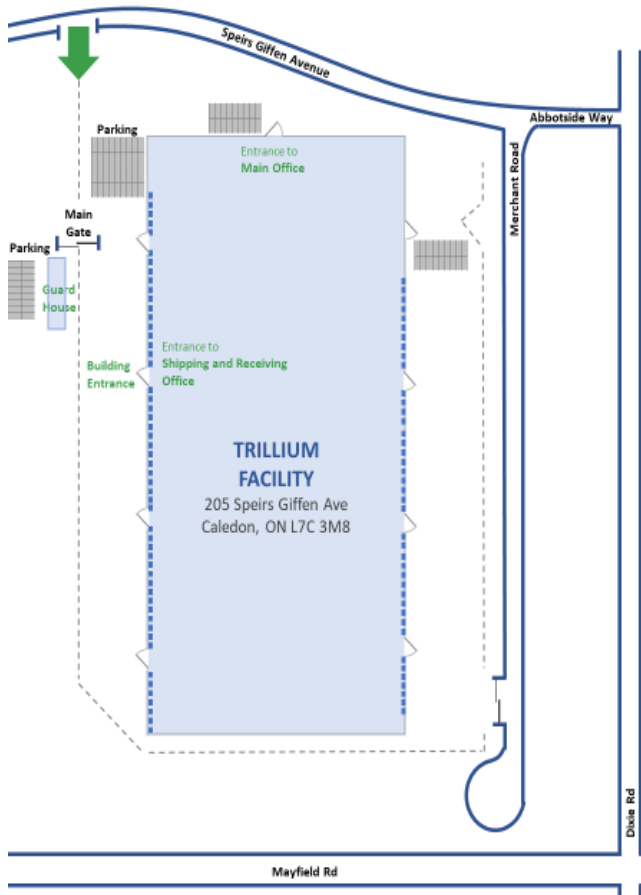
Directions from the ON-401:

- Take ON-410 N towards Brampton
- Take Mayfield Rd exit (exit 18)
- Turn Right onto Mayfield Rd
- Turn Left onto Dixie Rd
- Turn Left onto Abbotside Way
- Turn Left onto Merchant Rd
- Proceed to the Agent Gates on the Right
- End at 205 Speirs Giffen Ave

Inbound Deliveries: Directions to Trillium Facility



Trillium Facility Yard Map



Directions from the ON-401:

- Take ON-410 N towards Brampton
- Take Mayfield Rd exit (exit 18)
- Turn Right onto Mayfield Rd
- Turn Left onto Dixie Rd
- Turn Left onto Abbotside Way
- Continue onto Speirs Giffen
- Proceed to the Main Gates on the Left
- End at 205 Speirs Giffen Ave

Yard Safety Rules



Safety vest required



Safety boots required



No Smoking on permissions (indoors or yard)



No cell phone use in the yard or while driving



Pedestrians have right of way; Pedestrians must stay on designated walkway



No littering or dumping



No pets outside vehicle

Vehicle Standards

- Speed limit is 20 km/h
- No idling (no more than 5 minutes in a 60-minute period)
- Tandems must be locked to rear; complete at Main Gate before entering the yard
- Vehicles and trailers must have brakes applied and all stabilizers in the correct position while parked and before loading and unloading
- Dock Locks and Jack Stands operated by Trillium
- Wheel Chocks must be used while parked in Docking Lane
- Vehicles must never be left unattended without ensuring both the vehicle and the trailer are securely braked, engine is off, and key to the vehicle has been removed. Where appropriate, trailer landing gear should be lowered to the ground
- Report any leaks or damage to Trillium Security immediately

Agent Pickups - Dock Lift Table Safety Protocols



Reverse vehicle towards the dock

Do not back up past the pylons

Do not operated lift tables

Do not ride the lift tables